

Annual Dialysis

CONFERENCE

presented by the Karl Nolph, MD, Division of Nephrology


Know Before You Go

ACCESSING THE PLATFORM:

You should have received an email from no-reply@pathable.com with your exclusive link to access the 2022 ADC Virtual Conference Platform. Please check your spam folder in case it is redirected there. If you did not receive your exclusive link, then please email us with your name and email address at conferences@mimh.edu, subject: ADC 2022 Link.

Once you click on your Pathable.com link: you will be prompted to “Claim Your Account.”

If you select “Open App,” you will be brought to the home page of ADC 2022:



THE MAIN SECTIONS OF THE PLATFORM:

Home – This is the main page of the virtual platform which you can use to navigate to any area.

Need Help? - At any time if you need assistance, there is a link in the upper left corner of the site you can click on.

Program – here is where you will find all the sessions, their titles, descriptions, and presenters. Just prior to a session starts, you will see a button that says ‘Join Meeting’ which will open up a new window for the session. If you

missed a session or want to go back and view it again, you can also access the webcast videos on-demand which become available in the days following the original time.

PD Excellence Academy - Under this item, you can join in other educational events sponsored by Baxter. These events run throughout the conference and allow attendees to attain even more continuing education credits.

People - Here you can find colleagues, friends and use it as a jumping point to networking.

Exhibitors— explore all the exhibitors and their booths in the exhibitor's area. You can watch videos that they have provided, download informational materials, and chat directly to someone from their company. Also under the exhibitor's menu item are the Exhibitor's Showcase link for Saturday and the special Vifor Pharma Luncheon Session on Sunday, both starting at 2 pm CST.

Exhibit Hall hours are as follows:

Friday, March 4	Saturday, March 5	Sunday March 6
8 - 10 am CST	8 - 10 am CST	8 - 10 am CST
12 - 12:30 pm CST	12 - 12:30 pm CST	12 - 12:30 pm CST
2 - 4 pm CST	2 - 4 pm CST	2 - 4 pm CST
6 - 8 pm CST	6 - 8 pm CST	

Posters - You can view posters and case submissions on a wide variety of topics. Make sure to stop by the posters during viewing times, Saturday and Sunday 12:00 -12:30 pm CST and 2:00 -4:00 pm CST and meet with their authors.

Game - We have a conference game, and everyone is included. The system will keep track of your score, just participate in the conference and you will rack up points, the top 3 point accumulators will win a prize. The prize winners will be contacted after the conference and prizes will be shipped directly to them.

Networking – Via networking, you can post on the public bulletin board for all to see, request a 1:1 Meeting, send attendees direct messages, or join in on one of the 3 group networking rooms.

EXHIBITOR – TALK NOW 1:1 VIDEO CALLS:

Talk Now allows you to connect with exhibitor staff members on a 1:1 video call. During Exhibit Hall hours that are listed above, or found on the Full Agenda within the platform, you will be taken to the exhibit booths where you will click into each booth and engage with the organizations staff members. Watch the short 2-minute below to learn more.

[How To Make A Talk Now Call - Watch Video Now:](#)

HOW TO SET UP A 1:1 PRIVATE MEETING:

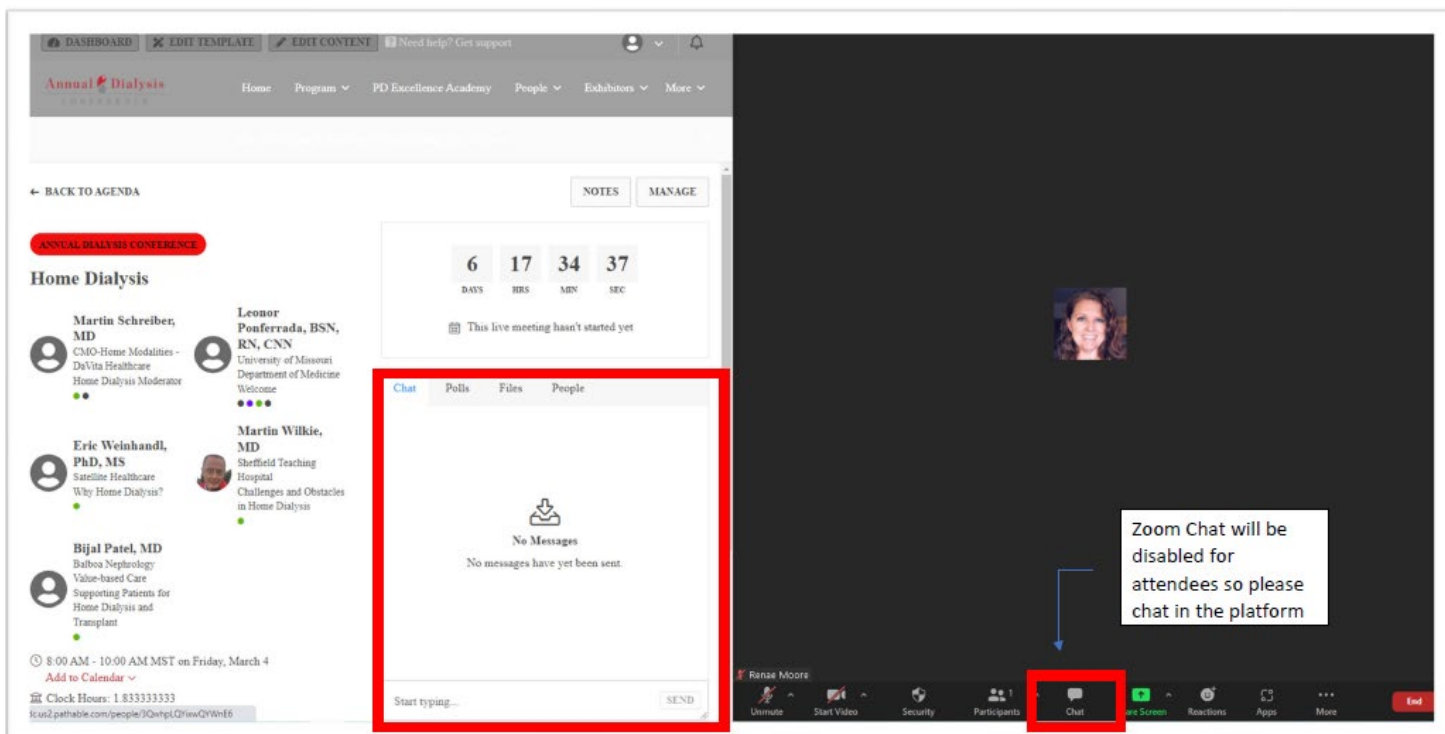
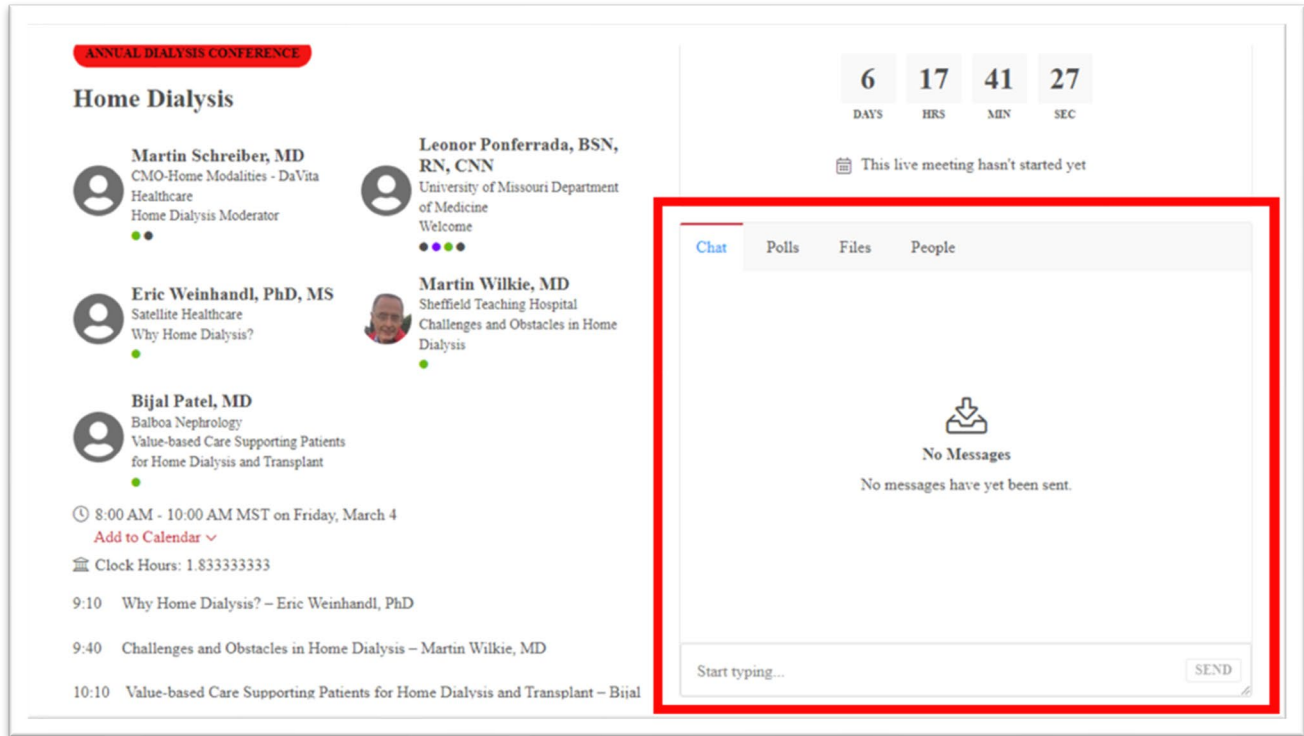
Schedule 1:1 private or group meetings with the appointment scheduling tool found within the event platform. Private 1:1 meeting will allow you to pre-schedule time with other colleagues. There are multiple ways to set up a meeting:

1. Under Program on the navigation bar, click Schedule 1:1 Meeting
2. Under Networking on the navigation bar, click Schedule 1:1 Meeting
3. Click on any attendee profile and click "Schedule Meeting"

[Here is a quick video to show you one way to set up 1:1 private meetings](#)

HOW TO USE THE CHAT FUNCTION:

Within each session, you will have a chat box on the right side where you can ask questions or make discussion points throughout the presentation. As you will be in a zoom room during the presentation, we encourage you to continue your chat within the platform. I have provided a quick article on how you can [“SPLIT YOUR SCREEN”](#) if you do not have two monitors. See a few screenshots of where to chat, and how your split screen will look.



TAKE A LOOK BEFORE THE EVENT BEGINS:

We recommend that you log in 24 hours before & look around the site ahead of the event starting. This will help you familiarize yourself with the different areas and help you get more comfortable before you are hopping on to join a session.

ACTIVITIES TO BE AWARE OF:

- Besides great content in the sessions, we have many activities planned for the conference. Just by attending, you will be able to earn points and have an opportunity to win prizes. Just click on “Game” on the navigation bar to see where you stand. The top 3-point earners will win prizes.
- This year we are featuring an exhibitor showcase on Saturday, starting at 2 pm. Find the session under the “Exhibitor” tab on the navigation bar.
- Join in at the Networking area to meet your colleagues and talk to presenters.
- Take in a session of the PD Excellence Academy during the conference. Baxter is providing these sessions to earn extra continuing education.
- At 2 pm CST on Sunday, join Vifor Pharma for a luncheon session. Find the session under the “Exhibitor” tab on the navigation bar.
- AND DON’T FORGET to view the “Posters” as we have over 75 posters on a wide variety of topics.

WHERE TO GO FOR HELP:

In the upper left corner of the platform, click on the Need Help? link if you are having any issues.

Also, we will have a Help Desk in the Exhibitor area to answer your conference or accreditation questions.

ACCREDITATION:

After the conference is over, all attendees will be sent an evaluation link. Click on the link, fill out what sessions you attended, evaluate each one, then click submit. Once you have submitted your evaluation, you will receive your certificate in a separate email.

AFTER THE CONFERENCE:

All sessions will be recorded and available ON DEMAND after the conference concludes. All videos will be available to watch until April 6, 2022. You will continue to have access to all booths and posters until April 6th as well. However, the game will have finished by then.

THANK YOU!

A very grateful thank you to all the attendees, exhibitors, sponsors, presenters, and moderators that make this conference a highlight every year. We look forward to seeing you again in 2023. Remember to watch our website at AnnualDialysisConference.org for more details.